

Scaled data based on original data using
LM-79-08 Approved Method: Electrical and Photometric Measurements of Solid-
State Lighting Products

Test Report Prepared for
Cooper Lighting Solutions
(formerly Eaton)

Brand: McGRAW-EDISON

Report Number: P386931

Luminaire Tested: **GWC-SA2C-827-U-T3**

Issue Date: 3/3/2020

Test Information

Test Method: LM-79-08
Report Number: P386931
TEST IS SCALED FROM IESNA LM-79-08 TEST DATA (G2-1903-205-14)
Test Lab: INNOVATION CENTER
Issue Date: 3/3/2020
Manufacturer: COOPER LIGHTING SOLUTIONS (FORMERLY EATON)
Product Line: MCGRAW-EDISON
Catalog Number: GWC-SA2C-827-U-T3
Description: GALLEON WALL LUMINAIRE
(2) 80 CRI, 2700K, 1050mA LIGHTSQUARES WITH 16 LEDS EACH AND TYPE III OPTICS
Light Source: -
Ballast/Driver: ELECTRONIC DRIVER

Summary

Lumens per Lamp: N/A
Luminaire Lumens: 10853 lumens
Efficiency: N/A
Efficacy: 97.8 lumens/watt
Luminous Opening: Rectangular (W 1' x L: 0.5' x H: 0')
IES Classification: Type III - Short
BUG Rating: B2 - U0 - G2

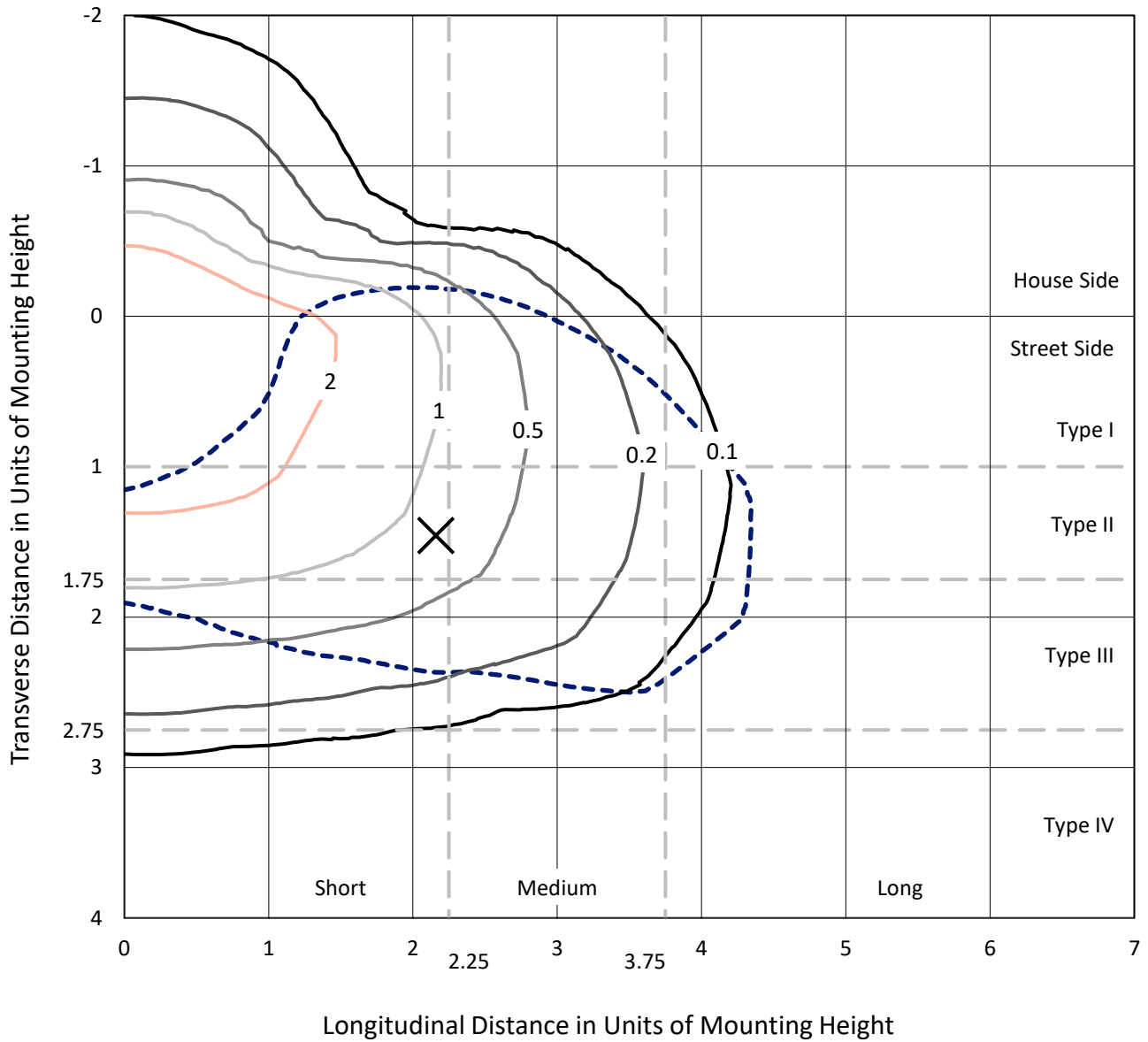
Input Watts (W): 111
Input Voltage (V): NR
Input Current (Ain): NR
Voltage Rise (V): NR
Power Factor: NR
Total Harmonic Distortion (THDi): NR
Frequency (hertz): 60
Stabilization Time: NR
Operation Time: NR
Ambient Temperature (°C): NR
Test Distance: 24 FT



REPORT NUMBER: P386931
 CATALOG NUMBER: GWC-SA2C-827-U-T3

Iso-Footcandle Lines of Horizontal Illumination

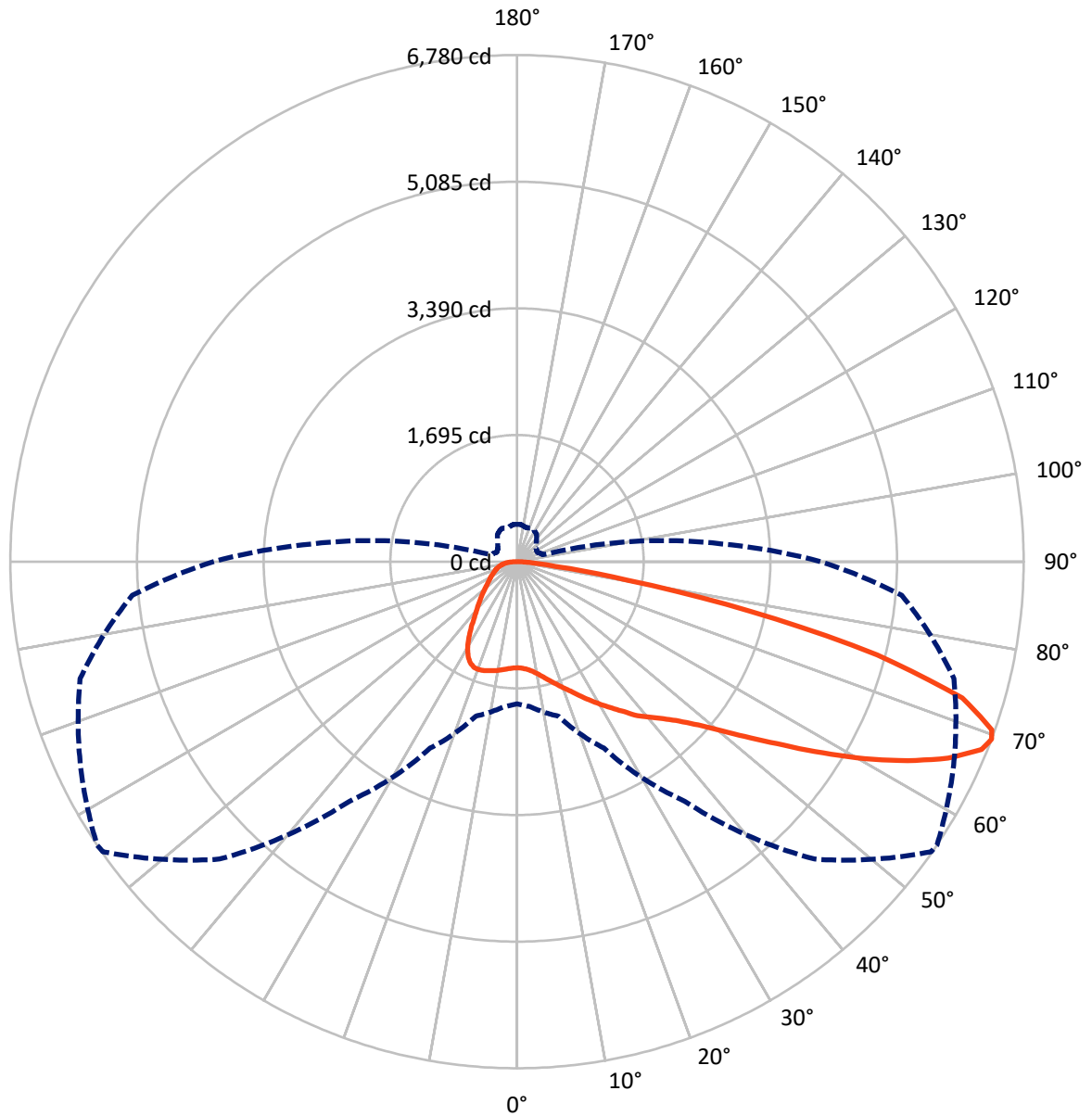
× Max cd
 - - - 1/2 Max cd



Based on 20 foot mounting height. Maximum calculated value = 3.9 fc
 Type III - Short - N/A

REPORT NUMBER: P386931
CATALOG NUMBER: GWC-SA2C-827-U-T3

Luminous Intensity Polar Plot



— Vertical Plane Through 56-Deg Lateral - - - Horizontal Cone Through 69-Deg Vertical

REPORT NUMBER: P386931

CATALOG NUMBER: GWC-SA2C-827-U-T3

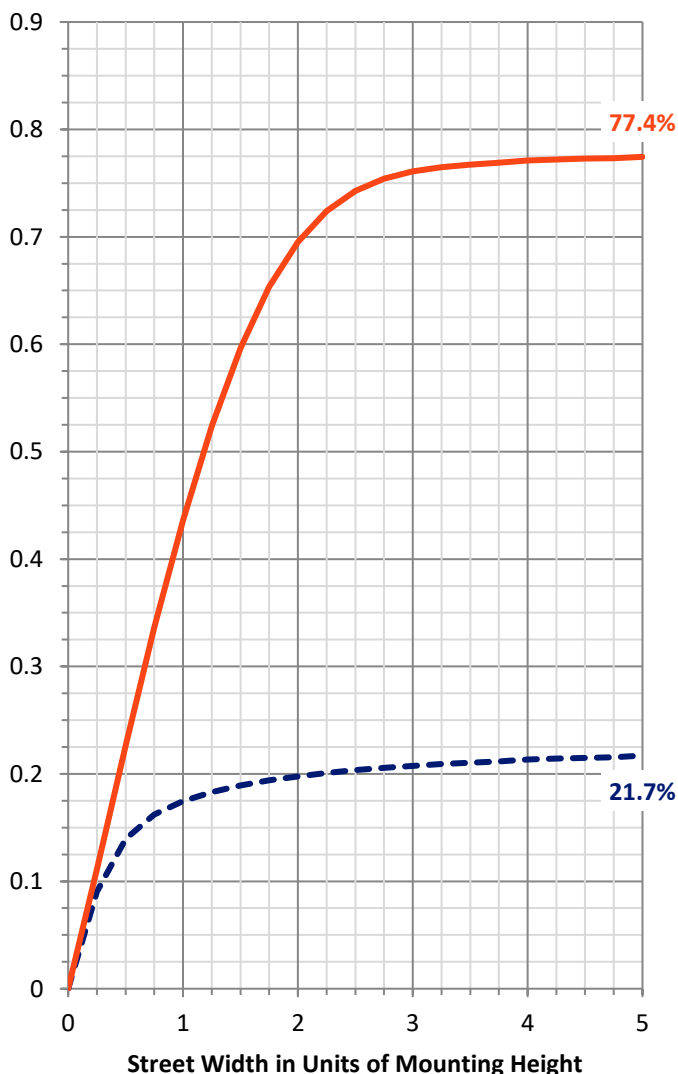
FLUX DISTRIBUTION:

		Downward	Upward	Total
House Side	Lumens	2416.9	0.0	2416.9
	% Fixture	22.3	0.0	22.3
Street Side	Lumens	8436.1	0.0	8436.1
	% Fixture	77.7	0.0	77.7
Total	Lumens	10853.0	0.0	10853.0
	% Fixture	100.0	0.0	100.0

ZONAL LUMENS:

Zone	Lumens	% Fixture
0°-10°	139.4	1.3
10°-20°	448.1	4.1
20°-30°	782.2	7.2
30°-40°	1123.6	10.4
40°-50°	1555.1	14.3
50°-60°	2278.4	21.0
60°-70°	2777.8	25.6
70°-80°	1535.7	14.2
80°-90°	212.7	2.0
90°-100°	0.0	0.0
100°-110°	0.0	0.0
110°-120°	0.0	0.0
120°-130°	0.0	0.0
130°-140°	0.0	0.0
140°-150°	0.0	0.0
150°-160°	0.0	0.0
160°-170°	0.0	0.0
170°-180°	0.0	0.0
0°-90°	10853.0	100.0
0°-180°	10853.0	100.0

Coefficient of Utilization



REPORT NUMBER: P386931

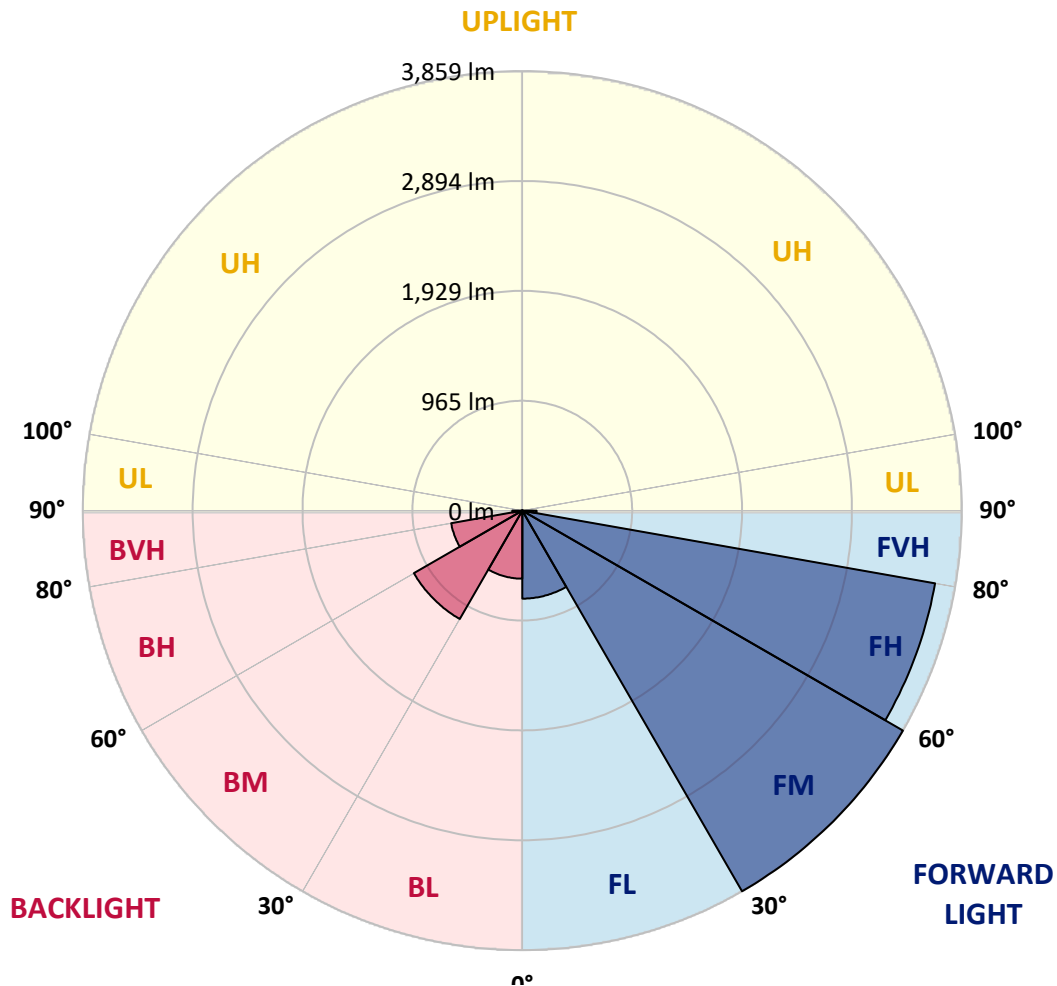
CATALOG NUMBER: GWC-SA2C-827-U-T3

LUMINAIRE CLASSIFICATION SYSTEM LUMEN TABLE AND BUG RATING:

Zone	Lumens	% Fixture	Zone Rating/Lumen Limit		
			B	U	G
FL (0°-30°)	772.4	7.1			
FM (30°-60°)	3858.6	35.6			
FH (60°-80°)	3679.7	33.9			G2/5000
FVH (80°-90°)	125.3	1.2			G2/225
BL (0°-30°)	597.3	5.5	B2/1000		
BM (30°-60°)	1098.4	10.1	B2/2500		
BH (60°-80°)	633.8	5.8	B2/1000		G2/1000
BVH (80°-90°)	87.4	0.8			G1/100
UL (90°-100°)	0.0	0.0		U0/0	
UH (100°-180°)	0.0	0.0		U0/0	

BUG Rating: B2-U0-G2

Type III Short





REPORT NUMBER: P386931

CATALOG NUMBER: GWC-SA2C-827-U-T3

CANDELA DISTRIBUTION (FULL):

	0°	5°	15°	25°	35°	45°	55°	56°	65°	75°	85°
0°	1418.9	1418.9	1418.9	1418.9	1418.9	1418.9	1418.9	1418.9	1418.9	1418.9	1418.9
2.5°	1427.8	1429.3	1428.2	1431.2	1427.8	1430.1	1428.2	1428.2	1427.1	1423.7	1420.0
5°	1450.3	1453.3	1451.4	1454.4	1450.3	1451.0	1447.7	1447.7	1444.3	1437.2	1429.7
7.5°	1485.4	1488.8	1487.3	1490.3	1484.7	1484.7	1480.2	1479.8	1473.1	1461.5	1452.9
10°	1527.3	1531.8	1530.3	1534.8	1530.3	1531.8	1527.3	1527.3	1518.3	1501.9	1491.0
12.5°	1588.2	1593.8	1589.7	1589.4	1587.5	1590.5	1586.7	1586.0	1577.8	1555.3	1540.4
15°	1669.7	1675.7	1667.1	1666.4	1655.9	1654.8	1654.8	1653.7	1648.4	1621.5	1596.8
17.5°	1763.6	1765.5	1758.0	1746.0	1732.5	1724.0	1722.8	1725.8	1725.8	1694.4	1655.2
20°	1855.6	1858.9	1852.9	1839.5	1822.3	1809.6	1800.6	1806.6	1806.2	1768.8	1713.1
22.5°	1955.8	1963.6	1954.6	1937.4	1917.2	1903.0	1887.3	1892.6	1892.9	1847.0	1769.9
25°	2085.5	2078.4	2072.8	2048.5	2019.7	2005.1	1990.5	1995.8	1994.3	1931.1	1828.6
27.5°	2200.3	2201.8	2194.3	2168.5	2135.2	2103.1	2102.3	2105.7	2100.1	2018.6	1884.0
30°	2333.7	2334.5	2324.0	2300.8	2264.6	2223.1	2213.4	2219.0	2207.0	2101.6	1942.3
32.5°	2466.5	2470.2	2458.6	2430.6	2401.4	2350.9	2331.5	2335.2	2305.3	2186.4	2002.5
35°	2582.7	2588.0	2584.2	2565.5	2533.8	2490.4	2467.2	2465.0	2428.0	2290.4	2082.1
37.5°	2701.3	2706.1	2702.0	2686.3	2673.6	2627.6	2615.3	2615.3	2551.0	2396.6	2183.4
40°	2823.2	2830.6	2825.8	2804.1	2793.2	2772.3	2742.8	2735.7	2666.1	2524.0	2348.7
42.5°	2936.4	2946.2	2965.6	2952.9	2930.8	2933.8	2874.4	2870.6	2819.8	2712.5	2556.2
45°	3097.2	3111.4	3144.3	3134.6	3130.1	3113.7	3043.0	3039.6	3020.2	2966.0	2813.8
47.5°	3272.6	3292.0	3351.4	3353.3	3401.5	3370.5	3274.4	3262.8	3267.3	3269.6	3128.2
50°	3434.1	3455.4	3553.0	3598.9	3712.6	3719.3	3565.7	3555.2	3572.8	3624.4	3494.6
52.5°	3563.1	3590.0	3711.9	3853.9	4048.7	4104.1	3924.2	3916.4	3929.5	4018.4	3908.9
55°	3657.6	3686.8	3819.5	4078.3	4389.3	4486.9	4337.0	4329.5	4337.7	4451.0	4359.4
57.5°	3679.7	3686.8	3879.4	4229.3	4676.8	4911.3	4842.1	4827.1	4786.8	4885.5	4856.7
60°	3576.1	3604.6	3830.0	4282.4	4899.3	5329.6	5370.0	5351.3	5238.0	5318.8	5295.6
62.5°	3366.0	3416.9	3645.7	4201.6	4986.4	5671.4	5887.8	5865.4	5670.2	5722.6	5611.2
65°	3022.8	3044.5	3284.9	3923.1	4875.7	5890.1	6349.6	6338.4	6092.7	6010.8	5669.5
67.5°	2408.9	2449.6	2653.8	3341.0	4423.0	5864.3	6706.6	6705.5	6368.6	6117.8	5462.7
69°	1903.0	1945.3	2139.7	2752.1	3913.8	5628.4	6766.4	6779.5	6446.4	6052.7	5167.4
70°	1517.2	1566.2	1699.6	2318.0	3461.7	5317.3	6716.7	6740.3	6431.4	5945.4	4894.8
72.5°	645.7	685.3	780.3	1194.9	2109.8	3970.6	6141.3	6230.3	6084.9	5441.4	4045.4
75°	281.9	294.2	337.2	487.2	936.6	2161.0	4811.1	4975.6	5202.9	4599.4	3013.5
77.5°	206.4	211.6	235.2	286.0	420.2	816.2	3093.8	3189.6	3752.2	3347.0	1848.5
80°	159.6	163.4	181.7	210.1	274.4	330.1	1411.0	1493.3	2109.8	1719.1	769.8
82.5°	127.1	129.7	142.4	154.8	189.6	200.0	468.5	519.7	778.8	474.8	203.8
85°	118.1	121.1	125.6	112.9	121.5	117.4	202.6	212.0	235.2	186.6	85.2
87.5°	53.5	63.2	124.5	87.9	64.7	51.6	83.0	86.7	97.6	98.0	37.8
90°	0.0	0.0	0.0	0.0	0.0	0.0	0.0	0.0	0.0	0.0	0.0



REPORT NUMBER: P386931

CATALOG NUMBER: GWC-SA2C-827-U-T3

CANDELA DISTRIBUTION (continued):

	90°	95°	105°	115°	125°	135°	145°	155°	165°	175°	180°
0°	1418.9	1418.9	1418.9	1418.9	1418.9	1418.9	1418.9	1418.9	1418.9	1418.9	1418.9
2.5°	1422.2	1421.1	1423.0	1418.5	1424.1	1423.7	1421.9	1422.6	1426.3	1426.0	1426.3
5°	1430.8	1430.1	1432.3	1429.0	1435.7	1437.9	1438.3	1441.7	1445.8	1446.9	1446.9
7.5°	1452.5	1452.5	1453.6	1449.2	1453.6	1453.3	1451.4	1454.8	1458.9	1459.2	1458.9
10°	1489.9	1490.3	1488.4	1476.8	1473.1	1463.0	1453.6	1454.0	1459.2	1463.4	1464.5
12.5°	1537.0	1535.5	1527.3	1506.0	1490.3	1469.7	1460.0	1459.6	1464.9	1468.2	1469.3
15°	1590.9	1586.7	1565.4	1530.7	1503.0	1482.8	1467.1	1463.4	1460.4	1456.6	1457.0
17.5°	1641.7	1632.4	1596.8	1548.6	1519.4	1492.5	1462.2	1437.9	1421.1	1411.4	1408.4
20°	1693.3	1675.0	1623.8	1565.4	1528.4	1479.4	1421.1	1371.8	1341.1	1326.9	1324.3
22.5°	1740.4	1710.9	1648.8	1583.0	1521.3	1435.3	1343.7	1271.9	1229.3	1210.2	1211.7
25°	1786.4	1745.3	1675.0	1595.3	1485.4	1357.6	1236.0	1147.8	1098.5	1077.1	1076.4
27.5°	1826.8	1780.0	1703.4	1585.2	1418.5	1246.9	1108.5	1022.6	981.4	963.1	960.1
30°	1873.1	1823.8	1741.1	1546.7	1320.5	1119.0	984.0	923.5	894.3	876.0	872.6
32.5°	1929.6	1883.2	1772.2	1476.8	1195.3	985.5	886.8	844.6	818.0	797.5	793.7
35°	2011.8	1961.7	1780.0	1376.6	1057.7	880.1	815.4	772.1	736.2	709.6	707.0
37.5°	2115.0	2060.1	1762.1	1246.9	924.2	811.7	756.0	702.5	655.8	618.4	612.4
40°	2263.8	2180.8	1712.4	1097.3	825.9	759.0	698.0	637.1	579.1	535.4	526.8
42.5°	2442.5	2322.5	1636.1	948.5	753.7	705.5	640.5	564.9	509.6	478.6	474.1
45°	2669.9	2469.8	1530.3	818.4	682.7	652.0	578.4	508.8	474.5	451.6	447.9
47.5°	2929.3	2635.1	1419.2	712.6	622.5	601.9	528.7	483.8	456.5	438.6	435.2
50°	3248.3	2821.7	1301.5	625.9	561.9	541.7	505.1	470.0	448.3	434.4	431.1
52.5°	3607.9	3032.1	1216.6	557.5	511.8	497.3	492.8	462.5	444.9	434.4	431.1
55°	3995.3	3246.4	1125.0	499.9	468.5	472.6	484.5	463.2	451.3	438.6	433.7
57.5°	4383.0	3467.7	1022.9	451.3	434.1	454.3	478.9	464.7	454.6	442.3	437.8
60°	4689.5	3607.9	864.8	410.5	406.8	434.1	465.5	453.5	440.4	440.8	440.1
62.5°	4832.7	3600.4	690.2	374.3	379.5	406.8	443.8	435.9	425.1	439.7	440.8
65°	4752.4	3421.0	537.3	341.4	350.3	378.4	421.4	427.3	431.1	459.1	462.9
67.5°	4415.1	3071.8	416.1	312.6	323.8	358.9	423.6	465.5	470.3	499.9	499.5
69°	4066.3	2744.3	361.5	297.6	310.7	363.8	452.8	489.8	471.5	502.9	498.4
70°	3773.9	2485.2	332.4	287.5	304.7	372.4	472.2	489.4	465.9	492.8	485.3
72.5°	2906.5	1787.9	281.9	268.8	284.5	356.3	477.8	478.6	452.8	458.0	445.3
75°	1993.5	1129.9	246.0	243.4	253.9	321.2	459.9	457.3	418.7	411.3	400.8
77.5°	1099.2	573.9	209.0	219.1	226.2	284.5	418.0	414.3	382.5	366.8	363.0
80°	424.0	251.2	176.5	194.8	199.3	246.4	366.4	363.0	336.5	316.3	310.7
82.5°	160.0	131.6	145.8	168.6	167.1	203.4	310.3	308.4	282.7	253.1	244.1
85°	74.0	78.9	115.5	139.1	128.2	150.7	248.3	251.6	220.2	185.1	185.1
87.5°	31.4	44.1	81.9	105.1	86.4	101.7	182.1	173.9	159.6	110.7	103.9
90°	0.0	0.0	0.0	0.0	0.0	0.0	0.0	0.0	0.0	0.0	0.0

Signify Classified - Internal
Cooper Lighting Solutions Photometric Lab
1121 Highway 74 South
Peachtree City, GA 30269

Scaled Data Report



Report Generated By 670245982

Signify Classified - Internal
Cooper Lighting Solutions Photometric Lab
1121 Highway 74 South
Peachtree City, GA 30269

Scaled Data Report



Signify Classified - Internal
Cooper Lighting Solutions Photometric Lab
1121 Highway 74 South
Peachtree City, GA 30269

Scaled Data Report



Signify Classified - Internal
Cooper Lighting Solutions Photometric Lab
1121 Highway 74 South
Peachtree City, GA 30269

Scaled Data Report





--- HS — SS

Signify Classified - Internal
Cooper Lighting Solutions Photometric Lab
1121 Highway 74 South
Peachtree City, GA 30269

Scaled Data Report



u

Signify Classified - Internal
Cooper Lighting Solutions Photometric Lab
1121 Highway 74 South
Peachtree City, GA 30269

Scaled Data Report



Signify Classified - Internal
Cooper Lighting Solutions Photometric Lab
1121 Highway 74 South
Peachtree City, GA 30269

Scaled Data Report



(END OF REPORT)